


# The future, pathways and obstacles

Following the SUCCESS Code




WALT: consider our ambitions for the future, obstacles we might encounter on the way and how we might overcome these

- ▶ A pathway
- ▶ A list of obstacles and how to overcome them
- ▶ A 'future cloud'



# Task one - the cloud



Start with your cloud- draw a large cloud on a piece of paper or in your book and include pictures, words and symbols which show how you would like your future to be.

- What is your house going to be like?
- What about the car you want?
- Children?
- Holidays?
- Job?
- Lifestyle?



# Task Two - The path

How are you going to achieve these goals in your dream cloud?

Think about qualifications, training, ambition, skills, your attitude etc

Include these in your arrow



Listen to advice

Work hard



Motivated to learn




Learn from my mistakes



Have determination

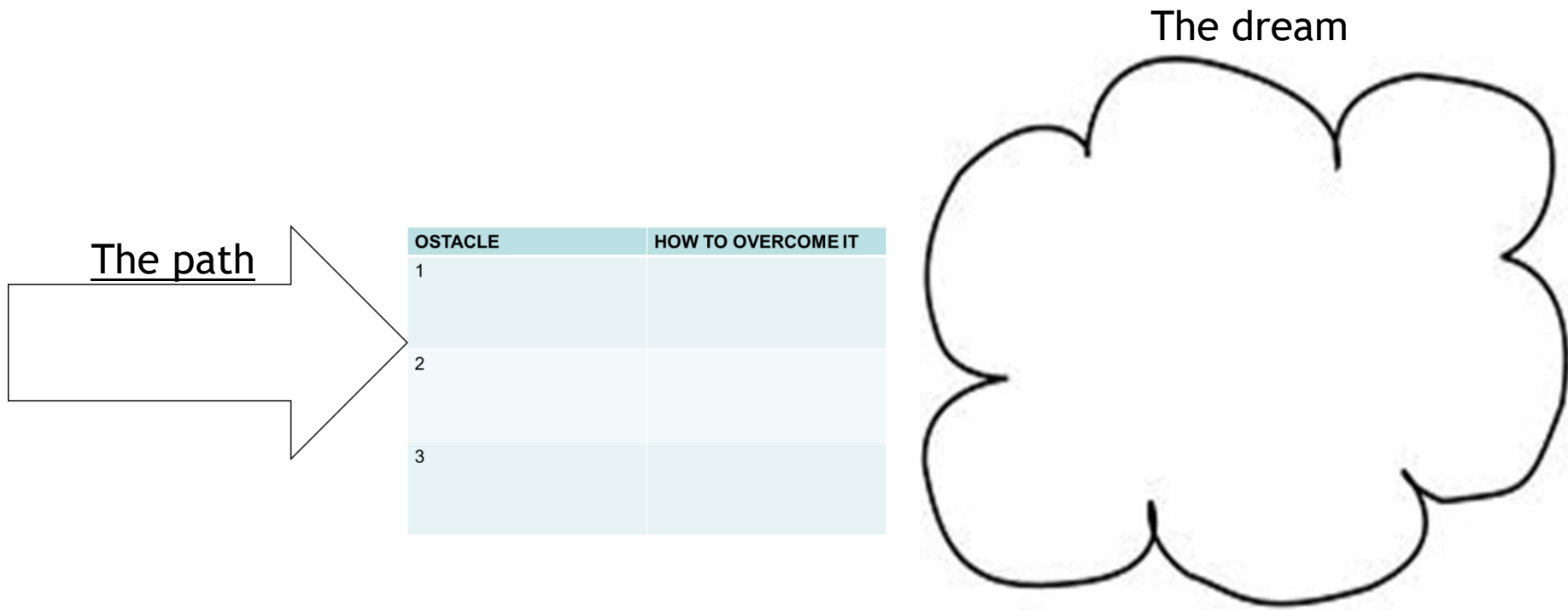
# Task 3 - My Obstacles



- ▶ Think about problems you may face on the road to a good education and good job
- ▶ Eg what could hold you back from achieving well? Think about attitude, effort, behaviour, problems etc

OSTACLE	HOW TO OVERCOME IT
1	
2	
3	

# The “Path the Success”



- ▶ You can use the template or you can draw your own “Path to SUCCESS”