

## A guide to logging in to Purple Mash

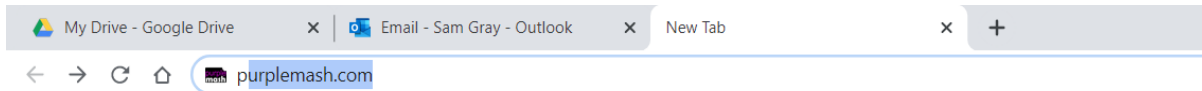
Getting started.

Your child was provided with a secure login and password that is unique to them.

1. Click on the Google Chrome browser icon



2. Type 'purplemash.com' into your web address bar.



3. Click on the 'Find my school's login page' button

Email

Password

**Log in**

[Forgot password?](#) [Register parent](#)

OR

**Find my school's login page**

4. Type 'Fair field' into the search bar and then click on 'Fair Field Junior School'. You will then need to click the button 'Go to my school portal'.

fair fie


Country: United Kingdom  Local Authority: Select local authority

| Name                     | Postcode |
|--------------------------|----------|
| Fair Field Junior School | WD7 8LU  |

fair field

Country: United Kingdom  Local Authority: Select local authority

| Name                     | Postcode |
|--------------------------|----------|
| Fair Field Junior School | WD7 8LU  |

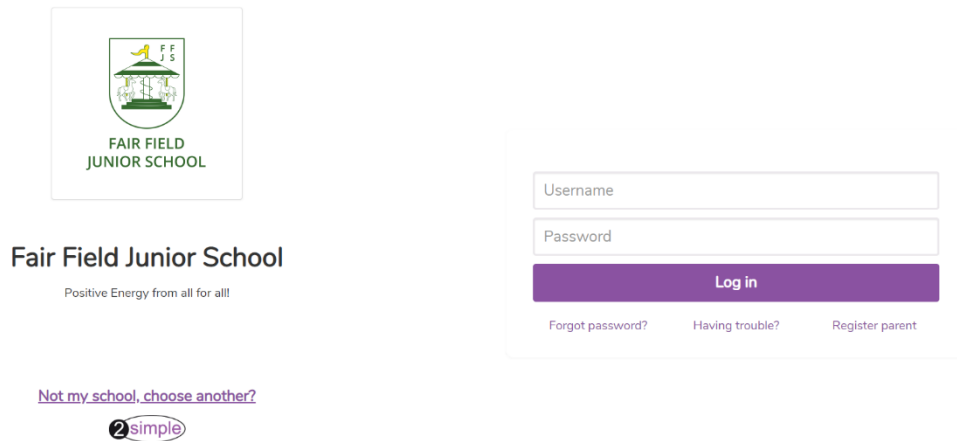
 FAIR FIELD JUNIOR SCHOOL

Fair Field Junior School  
Watford Road  
Radlett  
WD7 8LU

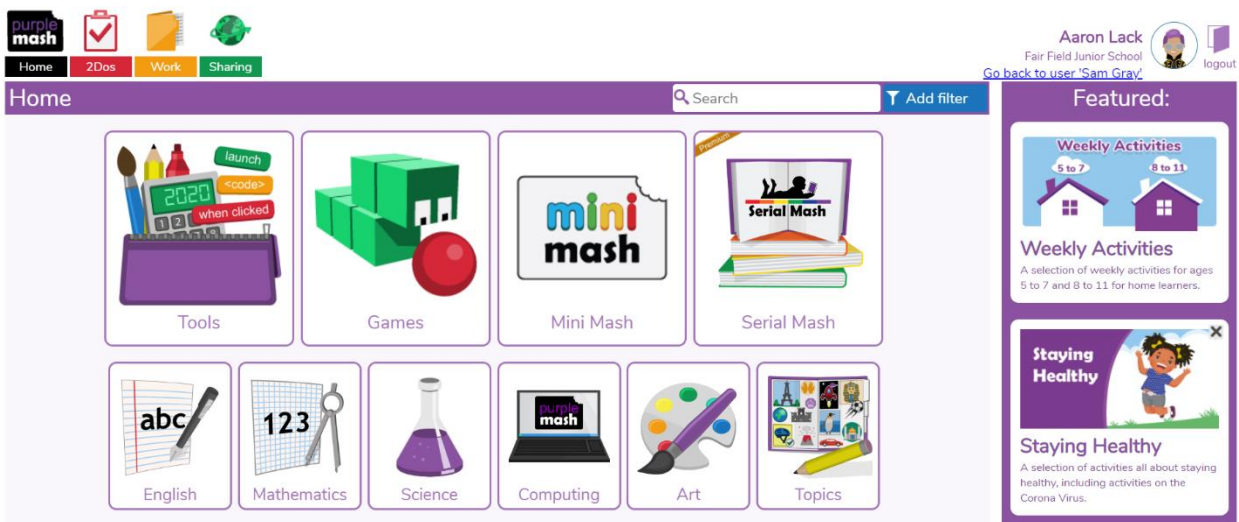
**Go to school portal**

Total items: 1

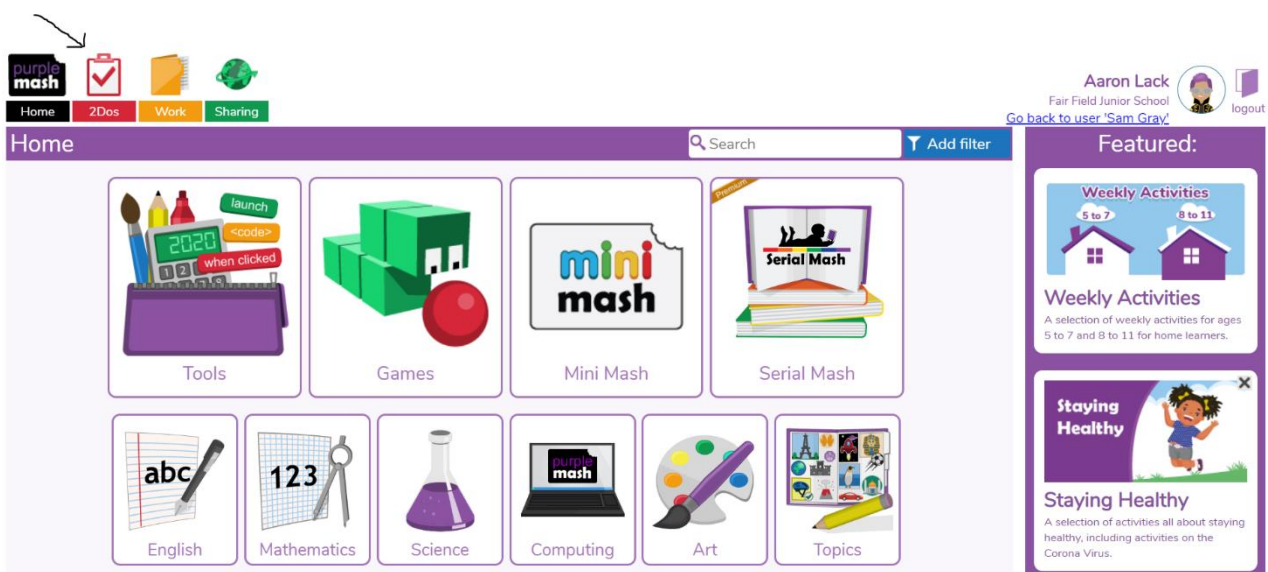
5. You will then need to type in the username and password that was stuck in/on your child's home learning book.



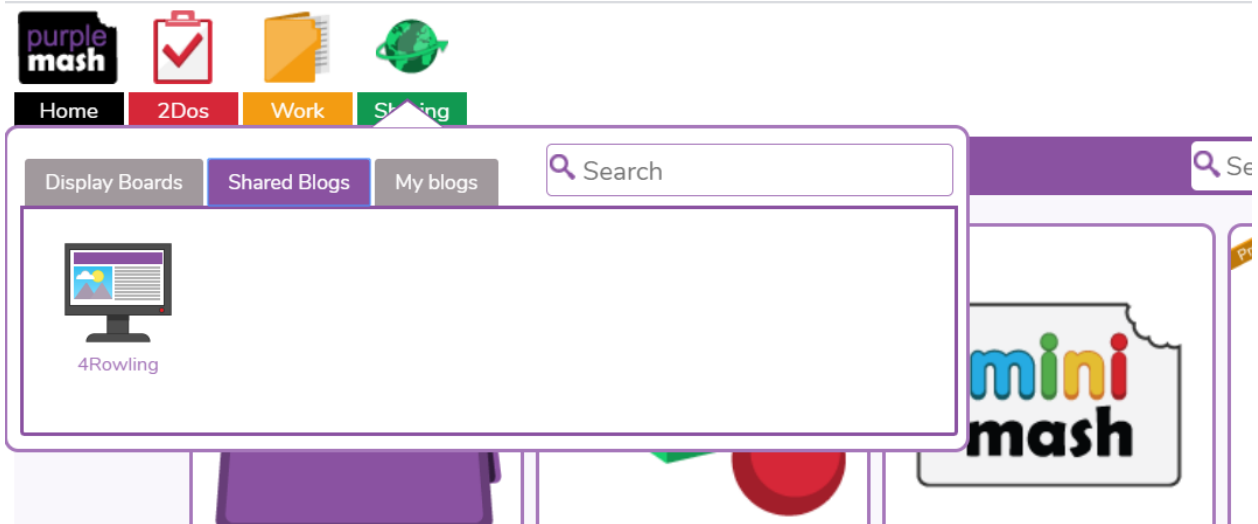
6. Once you have logged in you will come to your child's homepage.



7. From here they will be able to access the '2dos' that will be set for them daily by their class teacher.



8. To access their class blog they will need to first, click on the 'sharing' button and then select the 'shared blogs' tab before double clicking on their class blog.



9. They can then click on the title of their class blog. This will allow them to view any posts left by their teachers and classmates as well as leave their own posts. Please note that posts may not appear straight away as they need to be approved by teachers before they will be made visible on the blog.

